



Metal Colours & Finishes

Wrinkled Matt Finish



Sable Finish (subject to price surcharge).



Corten Steel





Metal Colours & Finishes

Galvanisation on steel

- Hot-dip galvanising
- Sendzimir galvanisation
- Cold galvanisation

Metalco selects, each time, the galvanising system most suitable for the thickness and/or shape and/or manufacturing process of each article.

Coating on steel

1. Preparation (sandblasting or manual grinding)
2. Alkaline Degreasing
3. Rinsing with tap water
4. Rinsing with demineralised water
5. Passivation filmogenic
6. Drying with forced hot air (160°C)
7. Cooling (Only on request and on cast iron components)
8. Electrostatic application of powder: pure polyester
9. Polymerisation in the oven (185°C)
10. Cooling & Final Inspection

Warning: In the case of installation of coated steel products in areas with salty air (e.g. in the vicinity of the sea) or with heavy air pollution, Metalco recommends always to require TRIPLEX treatment, which involves the application of zinc primer before painting. This treatment improves the corrosion resistance of coated steel. The treatment is subject to surcharge.

Maintenance

Painted surfaces which become scratched can be restored, by using the colour touch-up sprays. 400ml cans of Metalco's standard RAL are available upon request. The colour should be sprayed from a distance of 10-20 cm onto the surface which has been previously cleaned from dust and dirt. Drying is achieved in about 15 minutes.

For colours not included in our standard chart, touch-up liquid colour can be requested. If however, on steel products, damage is deep and breaks the zinc protective coating below the paint, it will be necessary to proceed with an application of a zinc spray between the phase of cleaning and repainting. Metalco can, upon request, provide an aerosol for retouching the zinc coating.

The reproduction of colours in the brochure are not a true RAL match. To compare the relative RAL colours use a commercial RAL card. In case of any doubt about the proper maintenance procedure, please contact the Metalco office for advice.



Corten Steel


Corten steel, thanks to the process of maturation/oxidation that characterises it, is considered a “live” material, which may vary over time, in shades and hues, depending on the shape of the object, the position in which it is installed and according to the cycles of weathering which the object undergoes.

Warning: The average period where the natural cycle of maturation of corten stabilises is about 12/18 months in the presence of suitable weather conditions. During this stage of maturation, the corten will darken and may leak oxide (“washout”), which may stain surfaces where the products are located. For corten, this is considered a natural and physiological behavior of the material.


To reduce the oxide process, Metalco uses a special “ANTI-WASHOUT” treatment which may be requested by the customer, at an additional cost. This treatment does not completely block the losses, but decreases the oxide leak significantly, giving the product a darker appearance and finish.

As indicated above, the installing of corten products on valuable and/or porous surfaces (e.g. marble, granite, etc..) must be very carefully evaluated. In these cases it may be advisable to use galvanised steel with specially developed “corten colour” by Metalco.


Also, in coastal regions, salty air, can lead to the formation of oxides on the surfaces that result in the appearance/colour looking different to normal although this does not affect the mechanical strength of the material.




1
Appearance/shades of naturally oxidised product at the time of delivery (approximately 2 months of natural oxidation).



2
Appearance/shades of naturally oxidised product after about 4/6 months of installation.



3
Appearance/shades of the product at the end of the period of oxidation after about 12/18 months of installation.



4
Corten steel with special treatment metalco “Anti-washout”

Stainless Steel

Metalco Normally Uses Stainless Steel AISI 304 or 304L

Stainless Steel Can be Supplied with two treatments:

1. Satinising
2. Shot Peening (on small products and/or accessories)

On request and subject to additional cost Electropolishing treatment can be provided. This treatment improves stainless steel resistance to corrosion.

Warning:

In coastal regions and areas with sever pollution, Metalco recommends to request the Electropolishing treatment

Maintenance

Metalco recommends to periodically clean stainless steel products to eliminate salt, dust and deposits which may alter the protective layer of the material. Washing reduces the risk of corrosion, as well as making the product look clean. Normally it's sufficient to simply wash the stainless steel with water, detergent and soap. In the case of limescale deposits, use a cream all purpose cleaner with a soft cloth: while in case of thicker deposits, very hot water with ¼ of vinegar is necessary. For grease and oil stains, use a mild dishwashing product. For rust, use a mild cream with a soft damp cloth. For an optimal cleaning of stainless steel, Metalco uses a specific cleaner to remove dirt, stains and processing residues, which can be provided on request.

For further information on the maintenance procedure, please contact Metalco Quality Department

GENERAL REQUIREMENTS APPLICABLE TO ALL METALCO'S PRODUCTS IN ANY MATERIAL

Upon receipt of the goods, where it is not possible to place and/or install them within a few days, they must always be removed from plastic (nylon) packaging to allow ventilation and prevent the formation of condensation that can irreparably damage the product. Particularly, the packaging should always be removed immediately if it is not possible to keep the goods in a covered place protected from sunlight.