



Domus Seat

The modular Domus Seat consists of individual seats, all in 2mm thick perforated steel sheet which is fixed to a strong central bar in 60x2mm steel tube to form a unified seat. The seat is all in AISI304L stainless steel. The bars are closed off at each end with PVC caps, or they can be connected together with special PVC inserts, solid or flexible, to form long straight segments or separated segments. The seat is supplied complete with an external armrest in coated cast aluminium. The seat has the option to insert further armrests between each seat. All fixings are stainless steel.

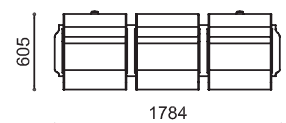
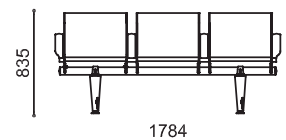
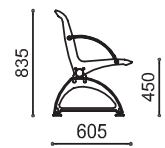
Specification:

Materials:

Frame / Seat - stainless steel; cast aluminium

Dimensions

H: 835mm
W: 1209 - 2934mm
D: 604mm



(Technical Drawings for variants available on request)

