

Harris Isola Bench

The Harris Isola Bench is made up of various timber panels to form a relaxing isle. The supports are 8mm thick, steel sheet supports, hot zinned with a base plate prepared for ground fixing with anchors (not supplied), and the seat is made up of 138mm x 38mm timber slats, with a double fluted band around the edge. All timber parts are double-coated: the first coat is a base insulating spray and the second finishing coat is a water-based varnish for outdoor use. All steel components are polyester powder coated.

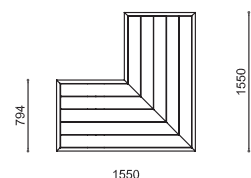
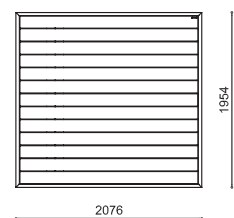
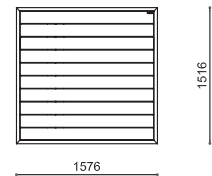

Specification:

Materials:

Frame - powder coated steel; corten steel
Seat - timber

Dimensions

H: 420mm
W: 1550/1576/2076mm
D: 1519/1550/1954mm



(Technical Drawings for variants available on request)

