



Omnibus Shelter

The Omnibus Shelter is made up of four columns in 60x60mm square section steel with a 10mm thick base plate, all galvanised and powder coated. A 6mm thick galvanised sheet structure which acts as a sun blind supported by two shaped arms in 20mm thick galvanised sheet with a 20mm base plate which comes with four holes ready for ground fixing with ground anchors. The arms are clad, on two sides, with 10mm thick corten steel sheet, shaped in the same way and fixed with M20 bolts. The curvilinear cover is in 4mm thick, opaque compact polycarbonate sheet, supported by a structure made up of support ribs and counter-ribs in powder coated extruded aluminium with supports and front and rear gutter channels in galvanised and powder coated steel sheet. The rear walls are in 8mm thick opaque tempered safety glass. The shelter can be accessorised with a bench in screen printed 12mm thick transparent compact polycarbonate with 12mm thick corten steel supports.

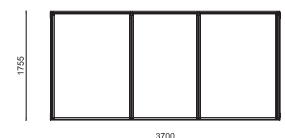
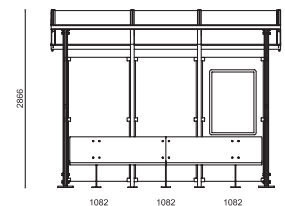
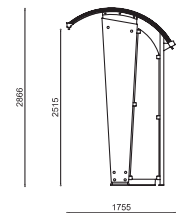
Specification:

Materials:

Frame - Powder Coated Steel
 Cladding - Corten Steel
 Toughened Glass Panelling

Dimensions

H: 2866mm
 W: 3700mm
 D: 1755mm



(Technical Drawings for variants available on request)

artform
 urban furniture