



Twin Bench

The Twin Bench is a monolithic modular bench which is manufactured entirely from (HPC) High Performance Concrete. Available with a single seat. Free Standing. If you require a mixture of products from our stone collection on your scheme and require a consistent finish throughout, please speak to our team who will be happy to help.

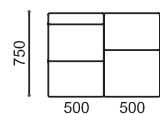
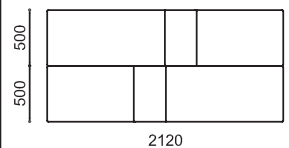
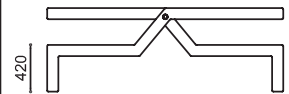
Specification

Materials

Bench - (HPC) High Performance Concrete

Dimensions

H: 750mm
W: 1000mm
D: 2120mm



(Technical Drawings for variants available on request)

artform
urban furniture