



## Polyethylene

Polyethylene is a highly durable material that provides exceptional engineering characteristics in applications where ease of cleaning, stability, impact, wear, UV and weather resistance is desirable.

Polyethylene is available with a wide array of engineering properties to provide toughness, ease of processing, shrinkage rates, chemical abrasion and impact resistance, low coefficients of friction, durability in the elements and near-zero moisture absorption. These properties make polyethylene an ideal material for many applications.

Linear Medium Density Polyethylene has the best overall properties for rotational moulded products. They combine good stiffness and impact strength. They have a lower melting temperature making them desirable for rotationally moulding.

### Stain Resistance

Polyethylene is one of the most chemically inert thermoplastics, meaning it does not react with most chemicals and its near-zero water absorption gives polyethylene outstanding stain resistance properties.

### Scuff Resistance

Polyethylene has engineering properties that give it excellent abrasion resistance; however it is not scuff proof. Care must be taken to avoid unnecessary abrasive contact of exposed surfaces (other than glides or surfaces intended for contact with the floor) with abrasive materials like stone, concrete, brick, etc. Scuff marks left by such abrasive materials are not covered under our product warranty.

### Cleaning

Polyethylene withstands almost all detergents and regular dirt and stains can be removed by using a soft sponge and hot water. To accomplish an "almost" new look, pressure washers can be used.

To bring the product back to life it is recommended that a vinyl polish (same as used for car interior) is used on the dry surface.

Cleaning once a year is recommended to maintain the surface finish.


### Recycling & Sustainability

All of our polyethylene products can be recycled at the end of service life.



## Polyethylene Colours

### Standard Colours



#1 RED  
RAL 3020

#2 LIME GREEN  
RAL 120 70 60

#3 ORANGE  
RAL 2003

### Premium Colours



#17 BLUE  
RAL 5010


#13 GREY  
RAL 7015

#15 PASTEL BLUE  
RAL 5024

#16 MOKKA BROWN  
RAL 8028

#18 OLIVE GREEN  
RAL 6025

#50 WHITE  
RAL 9003



#4 YELLOW  
RAL 1018

#11 SANDSTONE

#9 PURPLE  
RAL 4004

## Polyethylene High Pressure Cleaning Instructions



**1:** Before cleaning (LOOP from a Copenhagen park, 7 years old when these photos were taken).




**2:** Spray with base cleaner (pre-cleaning agent). Let it soak for about five minutes.



**3:** Start high pressure cleaning with hot water.



**4:** Even graffiti can be removed using this method.



**5:** intermediate results!



**6:** End result. After cleaning, use a vinyl polish (same as used for car interiors) to add some lustre to the product.