

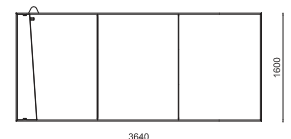
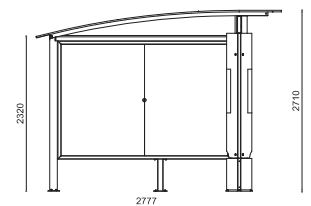
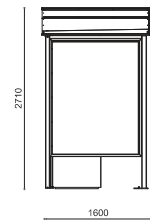


## Alhena

The Alhena Shelter is made up of a tubular steel bearing structure which curves steel sheets on one side to give an elliptical profile. Inside the body there is an option for one of the legs to house a litter bin with a triangular key locking door to ensure safe storage and ease in removal of waste. Above this is an advertising space (with neon lighting available on request). A notice board with an aluminium frame with slam-lock is an option for the outer legs of the structure. On request, the shelter can be supplied with perforated sheet steel seat. Ground fixing with suitable bolts. Pre-drilled for anchors.

### Dimensions

H: 2710mm  
W: 3640mm  
D: 1600mm



**artform**  
urban furniture